


## Introductory sub-table (I)(a)

Name of the Company: RAJA BAHADUR INTERNATIONAL LIMITED

Scrip Code:503127		Name of the scrip: RAJABAH		class of security: EQUITY	
Quarter ended: 31.12.2014					
Partly paid-up shares:-		No. of partly paid-up shares	As a % of total no. of partly paid-up shares	As a % of total no. of shares of the company	
Held by promoter/promoter group		0	0	0	
Held by public		0	0	0	
<b>Total - D</b>		<b>0</b>	<b>0</b>	<b>0</b>	
Outstanding convertible securities:-		No. of outstanding securities	As a % of total no. of outstanding convertible securities	As a % of total no. of shares of the company, assuming full conversion of the convertible securities	
Held by promoter/promoter group		0	0	0	
Held by public		0	0	0	
<b>Total - E</b>		<b>0</b>	<b>0</b>	<b>0</b>	
Warrants:-		No. of warrants	As a % of total no. of warrants	As a % of total no. of shares of the company, assuming full conversion of warrants	
Held by promoter/promoter group		0	0	0	
Held by public		0	0	0	
<b>Total - F</b>		<b>0</b>	<b>0</b>	<b>0</b>	
Total paid-up capital of the company, assuming full conversion of warrants and convertible securities		250000			




Statement Showing Shareholding Pattern								
Category code	Category of Shareholder	Number of Share holders	Table (I)(a)		Total shareholding as a percentage of total number of shares		Shares Pledged or otherwise encumbered	
			Total number of shares	Number of shares held in dematerialized form	As a percentage of(A+B) <sup>1</sup>	As a percentage of (A+B+C)	Number of shares	As a percentage
(I)	(II)	(III)	(IV)	(V)	(VI)	(VII)	(VIII)	(IX)= (VIII)/(I V)*100
<b>(A)</b>	<b>Shareholding of Promoter and Promoter Group<sup>2</sup></b>							
<b>1</b>	<b>Indian</b>							
(a)	Individuals/ Hindu Undivided Family	16	187500	12431	75.00	75.00	0	0.00
(b)	Central Government/ State Government(s)	0	0	0	0.00	0.00	0	0.00
(c)	Bodies Corporate	0	0	0	0.00	0.00	0	0.00
(d)	Financial Institutions/ Banks	0	0	0	0.00	0.00	0	0.00
(e)	Any Others(Specify)	0	0	0	0.00	0.00	0	0.00
(e-i)					0.00	0.00		0.00
(e-ii)					0.00	0.00		0.00
	<b>Sub Total(A)(1)</b>	<b>16</b>	<b>187500</b>	<b>12431</b>	<b>75.00</b>	<b>75.00</b>	<b>0</b>	<b>0.00</b>
<b>2</b>	<b>Foreign</b>							
a	Individuals (Non-Residents Individuals/ Foreign Individuals)	0	0	0	0.00	0.00	0	0.00
b	Bodies Corporate	0	0	0	0.00	0.00	0	0.00
c	Institutions	0	0	0	0.00	0.00	0	0.00
d	Qualified Foreign Investor	0	0	0	0.00	0.00	0	0.00
d-i	Any Others(Specify)						0	0.00
d-ii								0.00
								0.00
	<b>Sub Total(A)(2)</b>	<b>0</b>	<b>0</b>	<b>0</b>	<b>0.00</b>	<b>0.00</b>	<b>0</b>	<b>0.00</b>
	<b>Total Shareholding of Promoter and Promoter Group (A)= (A)(1)+(A)(2)</b>	<b>16</b>	<b>187500</b>	<b>12431</b>	<b>75.00</b>	<b>75.00</b>	<b>0</b>	<b>0.00</b>




<b>(B)</b>	<b>Public shareholding</b>							
<b>1</b>	<b>Institutions</b>							
(a)	Mutual Funds/ UTI	0	0	0	0.00	0.00	0	0
(b)	Financial Institutions / Banks	3	170	0	0.07	0.07	0	0
(c)	Central Government/ State Government(s)	0	0	0	0.00	0.00	0	0
(d)	Venture Capital Funds	0	0	0	0.00	0.00	0	0
(e)	Insurance Companies	0	0	0	0.00	0.00	0	0
(f)	Foreign Institutional Investors	0	0	0	0.00	0.00	0	0
(g)	Foreign Venture Capital Investors	0	0	0	0.00	0.00	0	0
(h)	Qualified Foreign Investor	0	0	0	0.00	0.00	0	0
(h-i)	Any Other (specify)				0.00	0.00	0	0
(h-ii)					0.00	0.00		
	<b>Sub-Total (B)(1)</b>	<b>3</b>	<b>170</b>	<b>0</b>	<b>0.07</b>	<b>0.07</b>	<b>0</b>	<b>0</b>
<b>B 2</b>	<b>Non-institutions</b>							
(a)	Bodies Corporate	23	29588	19771	11.84	11.84	0	0
(b)	Individuals				0.00	0.00	0	0
I	Individuals -i. Individual shareholders holding nominal share capital up to Rs 1 lakh	717	11997	1552	4.80	4.80	0	0
II	ii. Individual shareholders holding nominal share capital in excess of Rs. 1 lakh.	9	20496	863	8.20	8.20	0	0
(c)	Qualified Foreign Investor	0	0	0	0.00	0.00	0	0.00
(d)	Any Other (specify)							
(d-i)	Others	0	0	0	0.00	0.00	0	0.00
(d-ii)	Clearing member	2	16	16	0.00	0.00	0	0.00
(d-iii)	NRIs	0	0	0	0.00	0.00	0	0.00
(d-iv)	NRI Corp Bodies	0	0	0	0.00	0.00	0	0.00
(d-v)	Directors Relatives	2	190	0	0.00	0.00	0	0.00
(d-vi)	Hindu Undivided Families	7	43	43	0.00	0.00	0	0.00
(d-vii)	Trusts	0	0	0	0.00	0.00	0	0.00
		0	0	0	0.00	0.00		
	<b>Sub-Total (B)(2)</b>	<b>760</b>	<b>62330</b>	<b>22245</b>	<b>24.93</b>	<b>24.93</b>	<b>0</b>	<b>0</b>
<b>(B)</b>	<b>Total Public Shareholding (B)= (B)(1)+(B)(2)</b>	<b>763</b>	<b>62500</b>	<b>22245</b>	<b>25.00</b>	<b>25.00</b>	<b>0</b>	<b>0</b>
	<b>TOTAL (A)+(B)</b>	<b>779</b>	<b>250000</b>	<b>34676</b>	<b>100.00</b>	<b>100.00</b>	<b>0</b>	<b>0</b>



(C)	Shares held by Custodians and against which Depository Receipts have been issued							
1	Promoter and Promoter Group	0	0	0	0	0.00	0	0
2	Public	0	0	0	0	0.00	0	0
	<b>Sub-Total (C)</b>	<b>0</b>	<b>0</b>	<b>0</b>	<b>0</b>	<b>0</b>	<b>0</b>	
	<b>GRAND TOTAL (A)+(B)+(C)</b>	<b>779</b>	<b>250000</b>	<b>34676</b>	<b>100.00</b>	<b>100.00</b>	<b>0</b>	<b>0.00</b>




Sr.N	Notes
0	
1	
2	
3	
4	
5	
6	
7	
8	
9	



**Statement showing holding of securities (including shares, warrants,**


- (I) convertible securities) of persons belonging to the category "Promoter and  
(b) Promoter Group"**

Sr. No.	Name of the shareholder	Details of Shares held		Encumbered shares (*)			Details of warrants		Details of convertible securities		Total shares (including underlying shares assuming full conversion of warrants and convertible securities) as a % of diluted share capital
		Number of shares held	As a % of grand total (A) + (B) + (C)	No.	As a percentage	As a % of grand total (A)+(B) + (C) of sub-clause (I)(a)	Number of warrants held	As a % total number of warrants of the same class	Number of convertible securities held	As a % total number of convertible securities of the same class	
(i)	(ii)	(iii)	(iv)	(v)	$(vi) = (v)/(iii) * 100$	(vii)	(viii)	(ix)	(x)	(xi)	(xii)
1	Nandlal Mukundlal	1204	0.48	0	0.00	0.00	0	0	0	0	0.48
2	Manoharlal Mukundlal	5038	2.02	0	0.00	0.00	0	0	0	0	2.02
3	Chandrakanta Manoharlal	26998	10.80	0	0.00	0.00	0	0	0	0	10.80
4	Sushma N Pittie	5570	2.23	0	0.00	0.00	0	0	0	0	2.23
5	Bharati M Pittie	5377	2.15	0	0.00	0.00	0	0	0	0	2.15
6	Manoharlal Mukundlal	1756	0.70	0	0.00	0.00	0	0	0	0	0.70
7	Nandlal Mukundlal	2849	1.14	0	0.00	0.00	0	0	0	0	1.14
8	Chandrakanta Manoharlal	100	0.04	0	0.00	0.00	0	0	0	0	0.04




9	Sushma N Pittie	1750	0.70	0	0.00	0.00	0	0	0	0	0.70
10	Manoharlal M Pittie	1000	0.40	0	0.00	0.00	0	0	0	0	0.40
11	Chandrakanta M Pittie	750	0.30	0	0.00	0.00	0	0	0	0	0.30
12	Malvika Shridhar Pittie	2481	0.99	0	0.00	0.00	0	0	0	0	0.99
13	Malvika Shridhar Pittie	2950	1.18	0	0.00	0.00	0	0	0	0	1.18
14	Chandrakanta Manoharlal	12750	5.10	0	0.00	0.00	0	0	0	0	5.10
15	Shridhar N Pittie	109927	43.97	0	0.00	0.00	0	0	0	0	43.97
16	Malvika Shridhar Pittie	7000	2.80	0	0.00	0.00	0	0	0	0	2.80
<b>TOTAL</b>		<b>187500</b>	<b>75.00</b>	<b>0</b>	<b>0.00</b>	<b>0.00</b>	<b>0</b>	<b>0</b>	<b>0</b>	<b>0</b>	<b>75.00</b>

(\*) The term "encumbrance" has the same meaning as assigned to it in regulation 28(3) of the SAST Regulations, 2011



**(I)(c)(i) Statement showing holding of securities (including shares, warrants, convertible securities) of persons belonging to the category "Public" and holding more than 1% of the total number of shares**


Sr. No.	Name of the shareholder	Number of shares held	Shares as a percentage of total number of shares {i.e., Grand Total (A)+(B)+(C) indicated in Statement at para (I)(a) above}	Details of warrants		Details of convertible securities		Total shares (including underlying shares assuming full conversion of warrants and convertible securities) as a % of diluted share capital
				Number of warrants held	As a % total number of warrants of the same class	Number of convertible securities held	% w.r.t total number of convertible securities of the same class	
1	ABHILASHA AGENCIES PVT LTD	5515	2.21	0	0	0	0	2.21
2	BLACKBERRY TEXTILE MERCHANTS PVT LTD	3597	1.44	0	0	0	0	1.44
3	LET-US TRADE PRIVATE LTD	5000	2.00	0	0	0	0	2.00
4	SHRINGAR MARKETING PVT LTD	5000	2.00	0	0	0	0	2.00
5	GAJAPATI DISTRIBUTORS PVT LTD	3009	1.20	0	0	0	0	1.20
6	NAYANTARA SUPPLIERS PVT LTD	3100	1.24	0	0	0	0	1.24
7	VINOD KUMAR NEOTIA	5500	2.20	0	0	0	0	2.20
<b>TOTAL</b>		<b>30721</b>	<b>12.29</b>	<b>0</b>	<b>0</b>	<b>0</b>	<b>0</b>	<b>12.29</b>





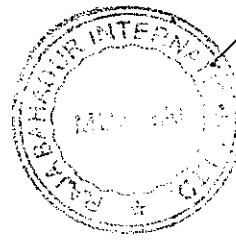
- (I) Statement showing holding of securities (including shares, warrants, convertible securities) of  
(c) persons (together with PAC) belonging to the category "Public" and holding more than 5% of  
(ii) the total number of shares of the company

Sr. No.	Name(s) of the shareholder(s) and the Persons Acting in Concert (PAC) with them	Number of shares	Shares as a percentage of total number of shares {i.e., Grand Total (A)+(B)+(C) indicated in Statement at para (I)(a) above}	Details of warrants		Details of convertible securities		Total shares (including underlying shares assuming full conversion of warrants and convertible securities) as a % of diluted share capital
				Number of warrants	As a % total number of warrants of the same class	Number of convertible securities held	% w.r.t total number of convertible securities of the same class	
			0.00	0	0	0	0	0
			0.00	0	0		0	0
			0.00	0	0		0	0
	NIL		0.00	0	0		0	0
<b>TOTAL</b>		<b>0</b>	<b>0.00</b>	<b>0</b>	<b>0</b>	<b>0</b>	<b>0</b>	<b>0</b>



**(I)(d) Statement showing details of locked-in shares**

Sr. No.	Name of the shareholder	Number of locked-in shares	Locked-in shares as a percentage of total number of shares {i.e., Grand Total (A)+(B)+(C) indicated in Statement at para (I)(a) above}	Promoter/Promoter Group/Public
		0	0	0
		0	0	0
	NIL	0	0	0
<b>TOTAL</b>		0	0	0




**(II)(a) Statement showing details of Depository Receipts (DRs)**

Sr. No.	Type of outstanding DR (ADRs, GDRs, SDRs, etc.)	Number of outstanding DRs	Number of shares underlying outstanding DRs	Shares underlying outstanding DRs as a percentage of total number of shares {i.e., Grand Total (A)+(B)+(C) indicated in Statement at para (I)(a) above}
1	NIL			0.00
2				0.00
3				0.00
4				0.00
5				0.00
<b>TOTAL</b>		<b>0</b>	<b>0</b>	<b>0.00</b>



(II)(b) Statement showing holding of Depository Receipts (DRs), where underlying shares held by "promoter/promoter group" are in excess of 1% of the total number of shares


Sr. No.	Name of the DR Holder	Type of outstanding DR (ADRs, GDRs, SDRs, etc.)	Number of shares underlying outstanding DRs	Shares underlying outstanding DRs as a percentage of total number of shares (i.e., Grand Total (A)+(B)+(C) indicated in Statement at para (I)(a) above}
1	NIL			0.00
2				0.00
3				0.00
4				0.00
5				0.00
<b>TOTAL</b>		<b>0</b>	<b>0</b>	<b>0.00</b>



**III (a) Statement showing the voting pattern of shareholders, if more than one class of shares/securities is issued by the issuer.**

**(Give description of voting rights for each class of security Class X, Class Y, Class Z)**

Category code	Category of shareholder	Number of Voting Rights			Total Voting Rights (VI)	Total Voting Rights (VI)	
		held in each class of securities				Voting Rights	As a % of (A+B)
		Class X	Class Y	Class Z	(III+IV+V)		
(I)	(II)	(III)	(IV)	(V)	(VI)	(VII)	(VIII)
<b>(A)</b>	<b>Promoter and Promoter Group</b>						
<b>(1)</b>	<b>Indian</b>						
(a)	Individuals/Hindu Undivided Family						
(b)	Central/State Government(s)						
(c)	Bodies Corporate						
(d)	Financial Institutions/Banks						
(e)	Any Other (specify)						
	<b>Sub-Total (A) (1)</b>	<b>N.A.</b>	<b>N.A.</b>	<b>N.A.</b>	<b>N.A.</b>	<b>N.A.</b>	<b>N.A.</b>
<b>(2)</b>	<b>Foreign</b>						
(a)	Individuals (Non Resident/Foreign)						
(b)	<b>Bodies Corporate</b>						
(c)	Institutions						
(d)	Any Other (specify)						
	<b>Sub-Total (A)(2)</b>	<b>N.A.</b>	<b>N.A.</b>	<b>N.A.</b>	<b>N.A.</b>	<b>N.A.</b>	<b>N.A.</b>
	Total Shareholding of Promoter and Promoter Group (A)=(A)(1) + (A)(2)						
<b>(B)</b>	<b>Public Shareholding</b>						
<b>(1)</b>	<b>Institutions</b>						
(a)	Mutual Funds/UTI						
(b)	Financial Institutions/Banks						
(c)	Central/State Government(s)						
(d)	Venture Capital Funds						
(e)	Insurance Companies						
(f)	Foreign Institutional Investors						



(g)	Foreign Venture Capital Investors						
(h)	Any Other (specify)						
	<b>Sub-Total (B) (1)</b>	<b>N.A.</b>	<b>N.A.</b>	<b>N.A.</b>	<b>N.A.</b>	<b>N.A.</b>	<b>N.A.</b>
<b>(2)</b>	<b>Non Institutions</b>						
(a)	Bodies Corporate						
(b)	<b>Individuals</b>						
	i. Individual shareholders holding nominal share capital upto Rs. 1 lakh						
	ii. Individual shareholders holding nominal share capital in excess of Rs. 1lakh.						
(c)	Any Other (specify)						
	<b>Sub-Total (B) (2)</b>	<b>N.A.</b>	<b>N.A.</b>	<b>N.A.</b>	<b>N.A.</b>	<b>N.A.</b>	<b>N.A.</b>
	<b>TOTAL (A) + (B)</b>	<b>N.A.</b>	<b>N.A.</b>	<b>N.A.</b>	<b>N.A.</b>	<b>N.A.</b>	<b>N.A.</b>
(C)	Shares held by Custodians and against which Depository Receipts have been issued						
	<b>GRAND TOTAL (A)+(B)+(C)</b>	<b>N.A.</b>	<b>N.A.</b>	<b>N.A.</b>	<b>N.A.</b>	<b>N.A.</b>	<b>N.A.</b>

